

2016

2017-009

2017 03

.....	6
.....	10
.....	14

			300476
			Victory Giant Technology (HuiZhou)Co.,Ltd.
			516211
			516211

		0.00	0.00	
		0.00	0.00	
		0.00	0.00	
	-1,003,090.61	-969,500.00	-1,907,700.00	
		0.00	0.00	
		0.00	0.00	

CPCA		VGA	PCB	2015
40.12%	2.71	85.58%	17.66	
83.40%		2.13	2.32	
			1033.08%	
CPCA		VGA	PCB	2015
GB/T29490-2013			211	
35	175	1		
		PCB		

1

	24.28%,
	2.50%,
	43.36%
	88.99%
	45.45%
	66.11%
	106.52%
	47.82%
	86.57%

	85.24%	2015
	571.22%	
	80.91%	
	40.66%	
	100%	
	57.09%	
	139.85%	
	33.99%	
	186.05%	
	100%	
	100%	
	57.77%	
	150.52%	
	27.20%	
	63.88%	
	47.27%	

ISO9001:2008

7

“ ”

ROHS

ISO14001:2004

1

“ ” “ ”

2

1

1 —

5 —

	2016		2015		
	1,817,694,996.82	100%	1,284,631,483.77	100%	41.50%
PCB	1,766,138,440.62	97.16%	1,260,411,737.38		

2

10%



PCB		69,670,068.10	5.28%	65,243,761.30	6.72%	6.78%
PCB		155,908,645.75	11.81%	114,176,582.28	11.75%	36.55%
PCB		619,686,218.15	46.94%	417,212,062.20	42.94%	48.53%
PCB		109,096,594.06	8.26%	90,098,527.52	9.27%	21.09%
PCB		244,137,872.98	18.49%	157,672,423.15	16.23%	54.84%

6

7

8

		414,785,454.90
		22.83%
		0.00%

5

1		115,545,050.49	6.36%
2		86,503,270.85	4.76%
3		76,275,996.65	4.20%
4		73,897,876.37	4.07%
5		62,563,260.54	3.44%
	--	414,785,454.90	22.83%

		411,915,127.85
		47.31%
		0.00%

5

1		135,770,510.38	15.59%

	98,958,670.03	73,463,654.59	52,506,466.72

	2,883,103.07	1.07%		
	2,195,400.00	0.81%		
	13,319,706.40	4.92%		
	7,150,978.87	2.64%		
	3,176,172.67	1.17%		

1

521

2.	2,195,000.00					2,195,000.00	0.00
	2,195,000.00					2,195,000.00	0.00
	2,195,000.00					2,195,000.00	0.00

3

	52,266,391.32
	7,929,136.33
	<u>60,195,527.65</u>

1

2


3

4

5

1

--	--	--	--	--	--	--	--	--	--	--



2015 7 22

2

10%

(60,000,000.0	355,871,077.	240,272,990.	375,831,621.	59,007,244.6	50,605,517.3
)			0	23	75	49	1	1
			315,730.00	30,002,009.5	-695,274.42	53,102,396.4	-210,663.45	-201,443.04
				2		0		
			100,000,000.	98,907,217.6	98,707,124.7	0.00	-1,262,395.3	-1,262,289.2
			00	5	7		1	3

2016

200%

5

2020

200

2015

43.29%

“

”

2016

2348

2012-2016

9.8% 740.6 2020 14.6%

30% 50%

25% 2018 15000 2014-2018

OLED

1

2016 04 22			2016 4 22
2016 08 25			2016 8 25
2016 11 25			2016 11 25

		2015	2015	12	31	149,560,000
	10	3.5		10	15	
52,346,000			224,340,000			

			25%			
--	--	--	-----	--	--	--

			3			
--	--	--	---	--	--	--

			“			
			”			


			3			
--	--	--	---	--	--	--

--	--	--	--	--	--	--	--

20


； IPO 2015 06
11


1




2

			1% 2 3 A			
			3 B			





2



	65
7	
	0

2

3

4

5

1

1

2

3

2

3

1

2

4

1

2

“ ”

ROHS

ISO14001:2004

1

2


	1,050,000	656,250	918,750	1,968,750		
	600,000	375,000	525,000	1,125,000		
	500,000	312,500	437,500	937,500		

555,000 1,110,000 1,295,000

1

	20,213		20,416		9		0		9		0
5% 10											

		0.88%	3,282,267	3,282,267	0	3,282,267		
	10							
	4							



10

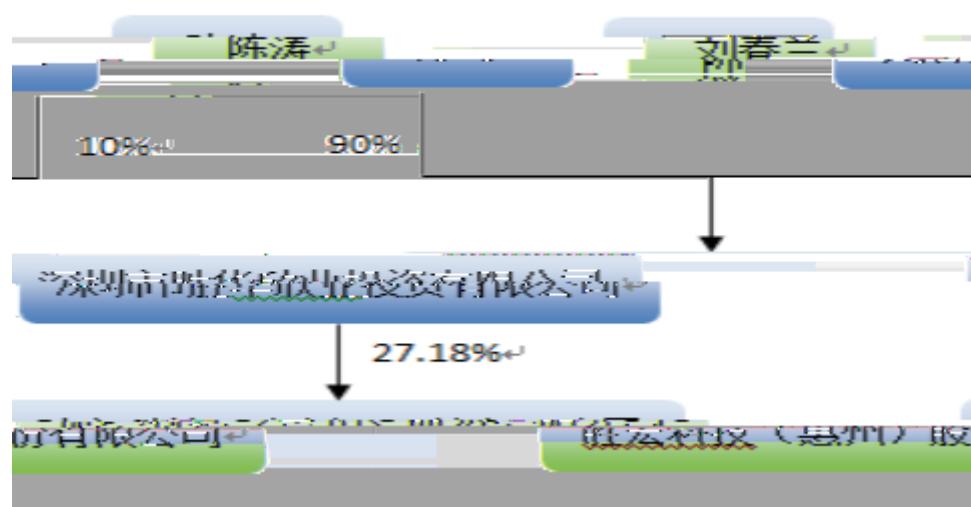
10

10

10

2





4 10%

	/			
		2006 07 08	10000	

5

“ ”

					2012	2018					
				38	02 20	02 26	1,050,000	0	100,000	1,575,000	2,525,000

MBA

()

"

			45		78	
			61		48	
			38		37.17	
			40		32.75	
			45		32.97	
			40		36	
			50		36.67	

36

1

	3,141
	642
	3,789
	46,769
	0
	2,329
	153
	371
	22
	348
	566
	3,789

3.

4



10

7

3

1

2

	2017 03 08	
	www.cninfo.com.cn	
		100.00%
		100.00%
	1 2 3 4 1 2	1 2 3 4 5 6 7
	1% 2000 1% 0.3% 600 2000 0.3% 600	0.5% 1000 0.5% 0.25% 500 1000

		0.25%	500
			0
			0
			0
			0

	“ ” 2016 12 31
	2016 12
31	•
	2017 03 08
	[2017]3803-1

	2017 03 08
	[2017]3803

31

2016

“ ”

2016 12

1

2

2016 12 31

2016

[]

]

]

	33,258,324.14	16,103,815.67
	201,169,682.41	136,087,989.89

		2,195,400.00
	264,238,914.06	168,213,642.34
	448,772,299.22	406,050,877.46
	1,285,272.19	535,861.23

	914,044,988.08
	374,677,500.00
	574,364,569.82
	51,184,210.00
	-24,034.35
	46,927,237.23



	49,839,971.87	366,788,122.22
	1,408,707,754.49	1,245,551,408.35
	155,873,426.06	56,573,426.06
	688,942,265.67	554,483,836.86
	58,071,213.00	38,333,871.57
		111,367.20
	20,709,309.94	21,241,256.02
	3,527,557.02	1,714,395.83
	7,279,987.46	6,375,381.93
	24,141,486.25	16,084,271.31
	958,545,245.40	694,917,806.78
	2,367,252,999.89	1,940,469,215.13
	65,659,836.95	42,000,000.00
		2,195,400.00
	255,395,937.16	167,808,128.47
	560,522,025.63	507,915,713.22
	1,239,383.68	486,350.94
	21,836,930.45	15,485,876.66
	24,681,408.97	7,604,064.61

	718,742.36	
	162,575,450.17	75,779,355.95
	1,092,629,715.37	819,274,889.85
	9,339,052.45	5,733,747.98
		675,754.34
	9,339,052.45	

3

	1,817,694,996.82	1,284,631,483.77
	1,817,694,996.82	1,284,631,483.77
	1,556,044,388.02	1,146,728,932.55
	1,321,088,875.53	971,570,340.49
	11,852,378.47	5,795,773.80

1.		
2.		
3.		
4.		
5.		
6.		
	182,929,392.86	93,970,852.42

5

	1,328,703,815.96	1,041,438,063.69

	68,560,136.14	98,161,594.36
	8,110,024.39	11,060,224.05
	1,405,373,976.49	1,150,659,882.10
	720,067,161.53	766,168,575.01
	276,605,028.88	223,644,322.06

	251,643,516.53	275,985,551.96
		95,988,230.43
	261,113,466.53	966,106,281.70
	232,664,500.00	340,905,832.75
	53,332,040.41	4,393,348.13
	49,485,401.90	
	335,481,942.31	

	10,586,622.63	1,301,845.21
	507,465.20	559,969.58
	580,362,604.99	73,528,266.10
	591,456,692.82	75,390,080.89
	268,632,978.57	151,788,275.26
	99,300,000.00	700,000.00

7

3													
4													
1													
2													
	149,56				788,985	60,603,	-24,763.		28,634,		341,502		1,248,0
	0,000.				,143.57	300.00	35		297.94		,345.80		53,723.
	00												96

8

3	777,500. 00				9,719,426 .25	-9,419,09 0.00					19,916,01 6.25
4											
									18,292,93 9.29	-70,638, 939.29	-52,346,0 00.00
1									18,292,93 9.29	-18,292, 939.29	
2										-52,346, 000.00	-52,346,0 00.00
3											
	224,340, 000.00				-224,340, 000.00						
1	224,340, 000.00				-224,340, 000.00						
2											
3											
4											
1											
2											
	374,677, 500.00				579,741,9 98.73	51,184,21 0.00			46,389,49 4.34	315,659 ,449.00	1,265,284 ,232.07

	110,000, 000.00				237,561,6 01.17				18,699,46 9.81	118,795 ,228.25	485,056,2 99.23	

	110,000, 000.00				237,561,6 01.17				18,699,46 9.81	118,795 ,228.25	485,056,2 99.23
“ ”	39,560,0 00.00				556,800,9 71.31	60,603,30 0.00			9,397,085 .24	84,573, 767.18	629,728,5 23.73
										93,970, 852.42	93,970,85 2.42
	39,560,0 00.00				556,800,9 71.31	60,603,30 0.00					535,757,6 71.31
1	36,670,0 00.00				496,859,1 99.31						533,529,1 99.31
2											
3	2,890,00 0.00				59,941,77 2.00	60,603,30 0.00					2,228,472 .00
4											

	149,560,000.00				794,362,572.48	60,603,300.00			28,096,555.05	203,368,995.43	1,114,784,822.96
--	----------------	--	--	--	----------------	---------------	--	--	---------------	----------------	------------------

1

37,390.00

37,467.75

25%

2

		“ ” “ ”	
2006 7 26		“ [2006]168 ”	
		1200	
2010 12 23		“ [2010]262 ”	
6,977,740.00		70% 30%	
99,000,000.00			
2010 12 24		“ [2010]264 ”	
		41.965% 17.985%	
2011 5 9		“ [2011]106 ”	
		528	572
	9,900	11,000	
		3.5% 1.5%	()
()			
2011 8 9		“ [2011]228 ”	
	5%		
2011 10 20		“ [2011]301 ”	
	1.75%		
	0.75% 1.8391% 1.3793%		

2012	1	15									
2012	1	16						2011	12	31	
						110,000,000.00					
2012	1	16						“	[2012]22	”	
2012	2	18						“	ZH[2012]5	”	
						110,000,000.00				110,000,000.00	
2015	5	21						“	[2015]949	”	
						3,667	,			()	
									[2015]265		
								“	”	“300476”	
						146,670,000.00					
2015	8	19						“	[2015]307	”	
										3,667	
2015	8	21							2015		
									2015	8	24
											46
						289.60			2015	11	10
						46	40		289.60		289.00
											60,603,300.00
							20.97 /				
						2,890,000.00					149,560,000.00
2016	1	6						“	[2016]7	”	
2016	4	20							2015		
									10	15	
						373,900,000					224,340,000
									2015	12	31
373,900,000.00											
2016	9	28						“	[2016]363	”	
15											10
2016	8	22									
2016	8	22									
									¼	”	62E,66D

,

1

2

12

1

“ ”)

3

“ ”

6

33 —

7

8

9

1.

3.

1

2

1

2

1

2

4.

5.

3.

4.

5.

13

1

2

3

4.

1

2

3

14

1.

1

3
75% 75%] 4 [90%
90%] 5 [90%

17

19

20

21

1

1.

2.

50

5

28

3.

24

1

2

3

4

25

1.

2.

26

1.

2.

1

2

3.

4.

1

2

3

27

28

1.

2

4

1

5

3

1

2

3

2.

3.

4.

1

2

3

29

1



	16.5%
	25%

2

2013 12 3

61,195,527.65

2

19,852,086.87

3

60,195,527.65

2

--	--	--

3

4

1

	30,040,830.99	40,154,910.49
	17,337,583.84	9,442,507.00
	47,378,414.83	49,597,417.49

2

1	4,014,862.68	100.00%	2,410,496.40	99.73%
1 2			6,466.50	0.27%
	4,014,862.68	--	2,416,962.90	--

1

2

	792,000.00	19.73%
	543,758.38	13.54%
	210,000.00	5.23%
	175,506.10	4.37%
	156,981.53	3.91%
	1,878,246.01	46.78%

7

1

--	--	--

2

--	--	--	--	--

8

1

()		
-----	--	--

2

1

D 172 T T.940

()				
-----	--	--	--	--

9

1

D 172 T.9454 >

	36,263,4	100.00%	3,005,15	8.29%	33,258,32	17,248,	100.00%	1,144,375	6.63%	16,103,815.
	81.63		7.49		4.14	191.13		.46		67

2

1,860,782.03

0.00

		347,598.00	1 2	0.96%	69,519.60
	--	34,188,318.04	--	94.28%	2,797,399.89

6

--	--	--	--	--

7

8

10

1

--	--	--	--	--	--	--

3**4**

--	--

11

--	--	--	--	--

12

--	--	--

13

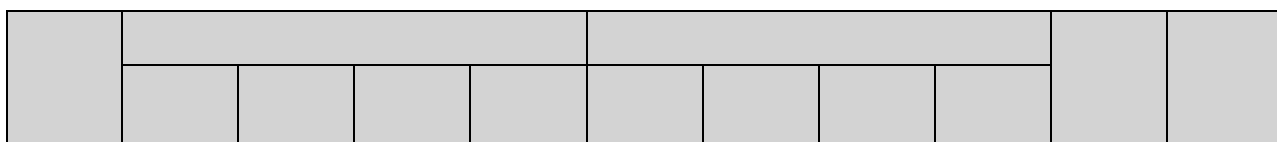
	19,839,971.87	34,467,596.71
	30,000,000.00	336,505,028.94
	49,839,971.87	370,972,625.65

14**1**

2



3



4




5



15

1



2



3

16

1

2

3

17

19

1

1					
4.					
1.	215,159,230.73	506,955,107.71	7,971,036.46	18,782,229.15	748,867,604.05
2.	159,419,862.57	423,485,572.70	7,602,955.86	12,060,296.80	602,568,687.93

2

--	--	--	--	--	--

3

--	--	--	--	--

4

--	--

5

--	--	--

8,469,093.87

	1,438,665.86		1,438,665.86			
				37,665,871.57		37,665,871.57
				2,173,455.34		2,173,455.34
				668,000.00		668,000.00

3.						
1						
4.	19,476,421.00			5,568,482.28	1,100,000.00	26,144,903.28
1.	2,621,617.90			1,392,586.45	22,916.67	4,037,121.02
2.						
1	389,528.42					

--	--	--

26

--	--	--	--	--

27

1

--	--	--	--	--

2

--

	40,484,056.26	6,079,404.60	27,164,349.86	4,080,567.99
			6,550,233.08	982,534.96
	1,026,976.25	154,046.44	2,228,472.00	334,270.80
	9,709,052.41			

30

	24,964,533.14	13,799,161.91
	24,964,533.14	13,799,161.91

31**1**

	51,667,997.16	4,680,820.42
	13,991,839.79	42,000,000.00
	65,659,836.95	46,680,820.42

2

--	--	--

34

	43,003,133.15	

2 1

--	--	--

3

--	--

37

1

	19,761,491.86	272,892,578.79	266,176,209.62	26,477,861.03
-		12,956,993.97	12,956,993.97	
	19,761,491.86	285,849,572.76	279,133,203.59	26,477,861.03

2

1	19,283,097.68	247,180,283.26	240,463,914.09	25,999,466.85
2		12,843,420.01	12,843,420.01	
3		6,752,284.56	6,752,284.56	
		6,297,477.29	6,297,477.29	
		454,356.72	454,356.72	
		450.55	450.55	
4		3,150,800.00	3,150,800.00	
5	478,394.18	2,965,790.96	2,965,790.96	478,394.18
	19,761,491.86	272,892,578.79	266,176,209.62	26,477,861.03

3

1		12,323,061.36	12,323,061.36	
2		633,932.61	633,932.61	
		12,956,993.97	12,956,993.97	

38

	1,720,652.07	
	25,700,779.44	9,492,067.80
	559,631.90	391,496.87
	868,154.27	471,078.98
	248,444.07	134,594.01

	718,742.36	
--	------------	--

1

41**1**

	51,184,210.00	60,603,300.00
	8,245,127.31	10,809,688.61
	3,072,258.26	1,547,770.64
	1,579,279.93	

--	--	--

--	--	--	--	--	--	--	--	--	--	--	--

45

1

--	--	--

46

1

--	--	--

2

3

4

47

1

--	--	--

48

1

--	--	--

2

--	--	--

--	--	--

--	--	--

49

--	--	--	--	--	--

50

--	--	--	--

51

	150,000.00				150,000.00	
	150,000.00				150,000.00	
HDI		150,000.00			150,000.00	

HDI

100,000.00

100,000.00

	6,153,747.98	4,512,605.00	957,300.53		9,709,052.45	--

52

--	--	--

53

		+ —					
	149,560,000.00	777,500.00		224,340,000.00		225,117,500.00	374,677,500.00

54

1

2

55

	786,756,671.57	10,920,922.00	224,340,000.00	573,337,593.57
	2,228,472.00	1,026,976.25	2,228,472.00	1,026,976.25
	788,985,143.57	11,947,898.25	226,568,472.00	574,364,569.82

1	2016 10	9,469,950.00	777,500.00
	8,692,450.00	“ ” “ ”	
2,228,472.00			
2	2016 4	10 15	
224,340,000	224,340,000.00		
3			1,026,976.25

56

	60,603,300.00	9,469,950.00	18,889,040.00	51,184,210.00

								5
--	--	--	--	--	--	--	--	---

58

--	--	--	--	--

	1,766,138,440.62	1,320,285,540.34	1,260,411,737.38	970,889,305.13
	51,556,556.20	803,335.19	24,219,746.39	681,035.36
	1,817,694,996.82	1,321,088,875.53	1,284,631,483.77	971,570,340.49

62

	5,491,384.31	3,380,868.01
	2,353,450.42	1,448,943.48
	760,488.96	
	421,856.66	
	13,961.52	
	1,242,269.70	
	1,568,966.90	965,962.31
	11,852,378.47	5,795,773.80

63

	14,944,227.60	11,533,712.16
	13,651,604.25	6,921,966.23
	11,934,414.02	9,855,904.27
	4,909,463.38	
	3,692,770.25	3,044,879.59
	1,326,384.81	554,444.10
	73,482.73	101,181.86
	4,499,580.64	2,122,525.87
	55,031,927.68	34,134,614.08

64

--	--	--

	98,958,670.03	73,463,654.59
	41,938,013.61	30,077,553.88
	8,199,012.10	6,018,244.48
	6,788,976.64	5,008,849.73
	5,187,182.86	4,319,788.08
	5,053,183.10	2,596,094.97
	4,987,686.63	4,053,716.50
	3,160,173.55	1,567,865.38
	2,998,077.75	1,532,716.53
	2,740,853.69	2,112,092.52

		5,689,559.03
	13,319,706.40	11,367,613.56

67

	2,195,400.00	-2,195,400.00

								/
						3,000,000.00	1,500,000.00	

2015

12	LED						150,000.00	
2014							66,220.00	
	2015						60,000.00	

2014

71

1

	40,348,557.47	21,540,717.79
	-1,715,817.30	-2,208,198.71
	38,632,740.17	19,332,519.08

2

	270,703,918.07
/	40,605,587.71
	-129,399.48

6

--	--	--

49,485,401.90

3	--	--
	380,694,249.61	222,576,926.04

76

	60,195,527.65	
	60,195,527.65	

2016 3 31

8,089,270.00

3

4

5

6

2

1

--	--

3

4

5

6

1

1



2

--	--	--	--	--

3

--	--	--	--	--	--	--

20%

20%

2

	/	/

3

	/	/

4

	/	/
	--	--

2

3

4

1

	--	--	--	--
	--	--	--	--

2

3

4

5

6

7

8

9

1

			50	27.12%	27.12%

2

3

--	--

4

--	--

--	--

5

1

/



4

--	--	--	--	--

	450,000,000.00	2015 07 20	2017 07 20	
	94,887,200.00	2013 07 26	2017 02 23	

8

6

1

	3,255,448.25
--	--------------

3

4

5

1

2

1

752LC1600003	675,000.00	4,682,475.00
752LC1600004	252,000.00	1,748,124.00
0101LC16000519F	18,500.00	1,317,763.43
752LC1500006	26,000.00	180,773.90
752LC1600002	11,000.00	-
—		<u>7,929,136.33</u>

2

3

1

--	--	--	--

2

3

4

1 2017 3 8
374,677,500.00

2 2017 3 8
2

140,000 8.39 /

2016

1

1

--	--

2

3

1

2

4


5



6

1

2



3

4

7

8

1

101,627,625

1

1

--	--	--

2

10,522,910.33


0.00



3



	35,605,5		2,929,14							
	84.75	100.00%	8.73							



7

8

3

	155,873,426.06		155,873,426.06	56,573,426.06		56,573,426.06
	155,873,426.06		155,873,426.06	56,573,426.06		56,573,426.06

1

	55,557,696.06			55,557,696.06		
	315,730.00			315,730.00		
	700,000.00	99,300,000.00		100,000,000.00		
	56,573,426.06	99,300,000.00		155,873,426.06		

2

3

4

	1,705,532,380.90	1,342,624,033.35	1,228,887,811.01	997,383,530.36
	50,319,958.75	7,482,630.15	19,482,228.62	1,462,628.84
	1,755,852,339.65	1,350,106,663.50	1,248,370,039.63	998,846,159.20

5

	-3,198,490.61	1,225,900.00
	6,081,593.68	75,945.21
		4,505,028.95
	2,883,103.07	5,806,874.16

6

1

	-1,989,380.19	
	5,602,437.84	
	6,081,593.68	
	-1,003,090.61	

	361,748.55	
	1,408,079.60	
	7,645,229.67	--

1 —

1 —

2

		/	/
	17.40%	0.62	0.62
	16.82%	0.60	0.60

3

1

2

3

4

2016